

ШКОЛЬНАЯ ПРОГРАММА

И. В. Зубрилина

# **English. Step 4. Part 2**

В 2 частях

Часть 2



Минск  
«Сэр-Вит»  
2020

Рабочая тетрадь «English. Step 4. Part 2» представляет собой комплекс учебно-методических материалов к учебному курсу «Английский язык. 4 класс» и может служить дополнением к национальному УМК по английскому языку I ступени общего среднего образования.

Рабочие тетради «English. Step 4. Part 1», «English. Step 4. Part 2» можно использовать на уроках, факультативных занятиях и для самостоятельной работы дома. Учебный материал рабочих тетрадей «English. Step 4. Part 1», «English. Step 4. Part 2» полностью соответствует требованиям учебной программы по предмету «Английский язык», подается комплексно, последовательно и дозированно по принципу «от простого к сложному» с систематическим повторением.

Основная цель пособия – помочь учащимся освоить правила чтения и грамматики английского языка, совершенствовать лексические, грамматические и фонетические навыки, навыки восприятия иноязычной речи на слух, развить умения устной и письменной речи.

Большинство упражнений маркированы специальными значками, в зависимости от предполагаемого вида деятельности:



– письменные упражнения;



– творческие упражнения;



– материал для запоминания (грамматические правила, речевые клише);



– упражнения на совершенствование навыков чтения;



– упражнения на отработку речевых моделей и совершенствование навыков говорения;



– упражнения на совершенствование навыков восприятия иноязычной речи на слух.

С целью обеспечения возможности самостоятельной работы и самоконтроля к пособию создано звуковое приложение, которое размещено на блоге «English. Step 4. Part 2».



*Автор*

# UNIT 6. MY HOUSE AND FLAT









## Lesson 1. This is a house

### 1 Listen and read the text.

Look at the picture. This is my house. It is big and nice. We have got three rooms, a kitchen, a hall and a bathroom. The roof of the house is red. The door of the house is brown. The windows are white. The kitchen, the hall and the living room are downstairs. My room, my parents' bedroom and a bathroom are upstairs. This is a garden. We have got many apple trees and flowers in the garden. We like our house very much.



### 2 Listen, repeat and remember.

			
a roof	a door	a window	a hall
			
a bedroom	a living room	a kitchen	a bathroom

**3**  **Read and match.**

<b>1</b>	You can relax in this room. There is usually a sofa in this room. People often watch TV there.	<b>A</b>	a bedroom
<b>2</b>	It is big and green. There are trees and flowers there. It is behind or around the house.	<b>B</b>	a window
<b>3</b>	You can see a wardrobe and a bed there. This is a room where you can sleep.	<b>C</b>	a garden
<b>4</b>	It is a room where you can cook and have meals.	<b>D</b>	a kitchen
<b>5</b>	When you come home you open it and get into the hall.	<b>E</b>	a living room
<b>6</b>	You can open it. You can close it. It has glass. You can see through it.	<b>F</b>	a house
<b>7</b>	This is a place where people live. You can see doors, windows, rooms there.	<b>G</b>	a door

1	2	3	4	5	6	7
<i>E</i>						

**4**  **Speak about your house. Use the model.**

**Model:** *We have got a house (a flat). It is (not) very big.  
We have got a kitchen, a hall, a bathroom and ... rooms.  
My favourite room is ... .*

**5**  Answer the questions. Use the model, the picture and the table below.

- Model:** – *Where is mother?*  
 – *She is upstairs.*  
 – *Is she in the bedroom?*  
 – *Yes, she is.*



	living room	bedroom	bathroom	kitchen	hall
mother		V			
father	V				
Mary			V		
Bob					V
Tony				V	


**6a** Chant the rhyme.

It is a window. It is a door.  
 It is a table. It is a floor.  
 I see the window. I see the door.  
 I see the table. I see the floor.

**6b** Learn the rhyme by heart.

## Lesson 2. In the kitchen

1  Listen, repeat and remember.

			
a fridge	a sink	a cupboard	a cooker
			
a fork	a knife	a spoon	a glass
			
a cup	a plate	a pot	a frying pan

2  Match the words with the transcription, read the words.

- 1) a fork
- 2) a spoon
- 3) a knife
- 4) a pot
- 5) a cup
- 6) a glass
- 7) a plate
- 8) a cooker

- a) [ə'naɪf]
- b) [ə'pɒt]
- c) [ə'fɔ:k]
- d) [ə'spu:n]
- e) [ə'pleɪt]
- f) [ə'kʊkə]
- g) [ə'glɑ:s]
- h) [ə'kʌp]

3



**Cross an odd word.**

a door	a spoon	a window	a roof
a garden	a knife	a fork	a spoon
a pot	a kitchen	a frying pan	a plate
a cup	a glass	a pot	a hall
a sink	a bedroom	a fridge	a cooker

4



**Listen to the dialogue and read it in pairs.**

**Debbie:** Mom, I am at home.

**Mum:** Great! I am in the kitchen. Come here!

**Debbie:** Oh, what a nice smell!

**Mum:** This is your favourite soup.

**Debbie:** Great! I am hungry!

**Mum:** Take a plate in the cupboard. The spoon is on the table.

**Debbie:** It is so tasty! Thank you, mum!

5



**Correct the sentences if they are wrong.**

- 1) We have meals in the kitchen. – *Yes, we do. We have meals in the kitchen.*
- 2) We eat soup with a fork.
- 3) We keep food in the fridge.
- 4) We cut bread with a spoon.
- 5) We wash plates in the sink.
- 6) We keep plates and cups in the cupboard.
- 7) We drink from a plate.



6



Choose the correct preposition.

- 1) The plate is (on / in) the table.
- 2) Mum is (on / in) the kitchen.
- 3) The soup is (on / in) the pot.
- 4) The milk is (on / in) the fridge.
- 5) The coffee is (on / in) the cup.
- 6) The cake is (on / in) the plate.
- 7) The dirty plates are (on / in) the sink.
- 8) The pot is (on / in) the cooker.

7a

Chant the rhyme.

It is a spoon. It is a plate.  
Your soup is ready. Don't be late.



7b

Learn the rhyme by heart.

### Lesson 3. In the living room

---

1



Listen and complete the sentences.

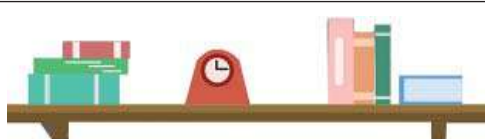
living room, bedroom, kitchen, garden, house, window

- 1) There is a bed in this room. It is a \_\_\_\_\_ .
- 2) There is a cooker in this room. It is a \_\_\_\_\_ .
- 3) There is a TV-set in this room. It is a \_\_\_\_\_ .













- 4) There are many trees and flowers in the \_\_\_\_\_ .  
 5) There are three rooms in the \_\_\_\_\_ .  
 6) There is a big \_\_\_\_\_ in this room.

**!** Remember:

There **is** a clock on the shelf.  
 There **are** many books on the shelf.



**3**  Listen, repeat and remember.

			
a mirror	an armchair	a sofa	a bookcase
			
a picture	a TV-set	a shelf	a carpet
			
a lamp	a cushion	a chair	a coffee table

# Содержание

---

<b>Предисловие</b> .....	3
<b>Unit 6. My house and flat</b> .....	5
Lesson 1. This is a house .....	5
Lesson 2. In the kitchen .....	8
Lesson 3. In the living room .....	10
Lesson 4. In the bedroom .....	14
Lesson 5. Is it your room? .....	18
Lesson 6. Whose room is it? .....	21
Lesson 7. My house .....	27
<b>Word List</b> .....	31
<b>Unit 7. Clothes</b> .....	32
Lesson 1. Clothes .....	32
Lesson 2. Let's pack your bag! .....	34
Lesson 3. Different clothes for different seasons .....	38
Lesson 4. What do you like to wear? .....	41
Lesson 5. Let's go shopping .....	45
Lesson 6. My shoes are so nice and comfortable! .....	49
Lesson 7. Are you ready to visit Britain? .....	52
<b>Word List</b> .....	54
<b>Unit 8. School subjects</b> .....	55
Lesson 1. In the classroom .....	55
Lesson 2. The subjects we study .....	59
Lesson 3. Our timetable .....	62
Lesson 4. My school day .....	67
Lesson 5. I am doing homework .....	70
Lesson 6. Gargets at the lessons .....	74
Lesson 7. I am a good pupil .....	78
<b>Word List</b> .....	82

<b>Unit 9. Family holidays: my birthday</b> .....	83
Lesson 1. Who was born in March? .....	83
Lesson 2. Happy birthday! .....	86
Lesson 3. My birthday party .....	91
Lesson 4. We are celebrating .....	95
Lesson 5. Birthday presents .....	100
Lesson 6. Family celebrations .....	102
Lesson 7. What are you going to do? .....	105
<b>Word List</b> .....	108
<b>Использованные источники</b> .....	109